

INTERNATIONAL INDIAN SCHOOL

BURAIDAH

Worksheet For The Academic Year 2026-27

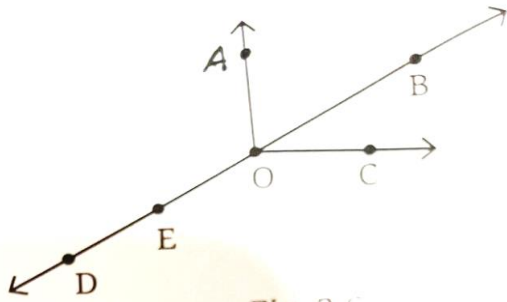
CLASS: VI SUBJECT: Mathematics DATE: 23/05/2026

LESSON-2 Lines & Angles

- 1) To name a point we use only one letter in capital form.
- 2) To name a line or a line segment we use two letters in capital form.
- 3) To name a line we can also use one letter in small letter form.
- 4) A line segment has two end points.
- 5) A line can be extended on both sides endlessly.
- 6) A ray has a starting point and is extended on the other side endlessly.
- 7) We can draw infinite number of lines through a given point.
- 8) We can draw only one line through two given points.
- 9) Through three non-collinear points (points not on a straight line) we can draw three different lines.
- 10) An angle has two arms.
- 11) An angle is marked in a figure using a small curve.
- 12) A right angle measures 90° .
- 13) An angle less than 90° is an acute angle.
- 14) An angle greater than 90° and less than 180° is an obtuse angle.
- 15) An angle more than 180° and less than 360° is called a reflex angle.
- 16) A straight angle measures 180° .
- 17) A complete angle is equal to 360° .
- 18) To get a straight angle we need a half turn.
- 19) A quarter turn gives a right angle.
- 20) To get a complete angle a full turn is needed.
- 21) Comparing angles can be done by the method of superimposition.

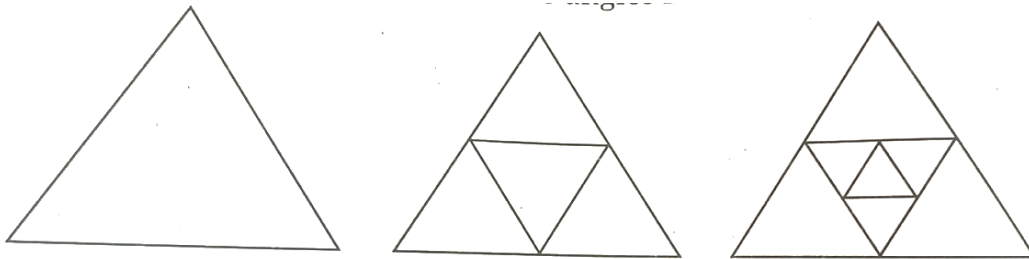
22) Looking at the figure , name the following:

- a) 2 line segments b) 1 line c) 2 rays d) 3 points e) 2 angles



23) Draw : a) a right angle b) an acute angle c) an obtuse angle
d) a straight angle e) a reflex angle.

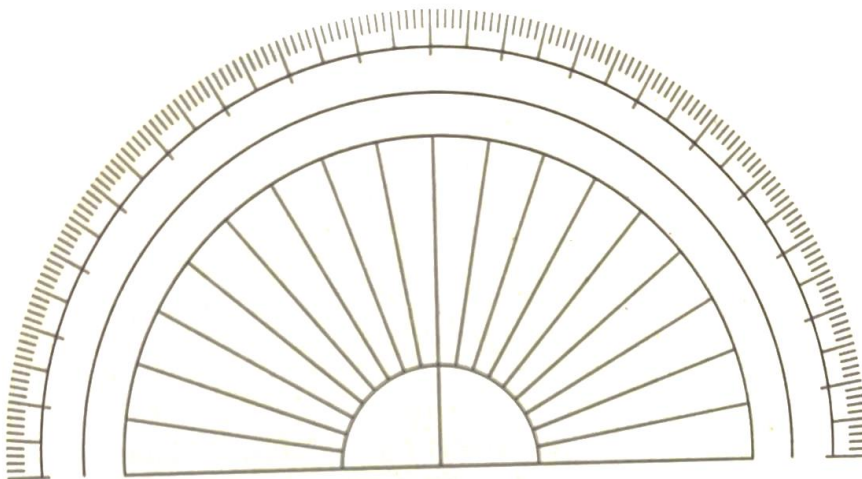
24) Find out the number of acute angles in the following figure:



d) Each time a new triangle is drawn inside , the number of acute angles gets added by 9.

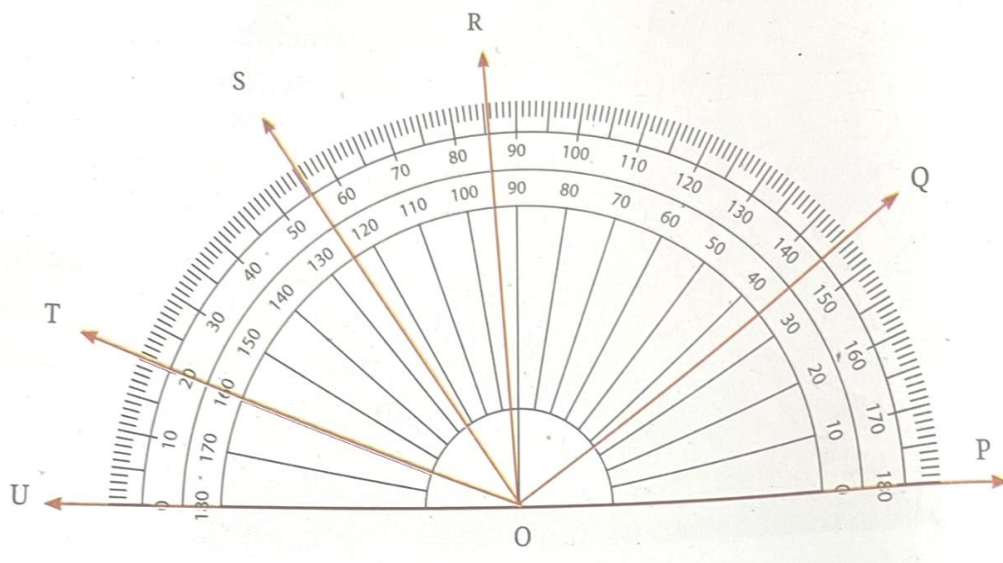
25) To measure angles we use a protractor.

26) Label the given protractor:



27) Write the angle measures of:

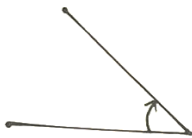
- a) $\angle POQ$ b) $\angle POR$ c) $\angle POS$ d) $\angle POT$ e) $\angle QOT$ f) $\angle QOU$



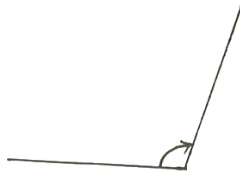
Ans) 35° , 95° , 125° , 160° , 125° , 145°

28) Measure the following angles:


a)



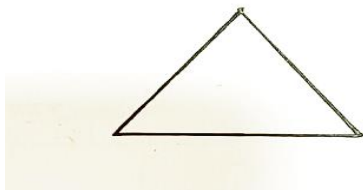
b)




c)



29) Measure the three angles of the given triangle and check the sum of those angles to find if angle sum property of triangles is satisfied or not.



30) Find the angle between the two consecutive spokes without measuring them.



Ans) 360° , 180° , 120° , 90° , 72° , 60° , 45° , 40° , 36° , 30°

31) What will be the angles between the hands of a clock at:

- a) 5 o'clock b) 6 o'clock c) 8 o'clock d) 2 o'clock e) 3 o'clock

Also write the type of angles you get at these times.

32) Draw the following angles using a protractor:

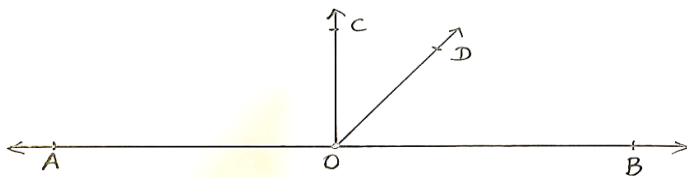
- a) 28° b) 85° c) 129° d) 155° e) 173°

33) The common starting point of two rays form the vertex of the angle formed.

34) If a circle is divided equally by 15 spokes , the angle between two consecutive spokes will be $\frac{360}{15} = 24^\circ$.

35) Draw the letter 'N' with both corner angles as 30° .

36) In the fig. if $\angle COD = 35^\circ$ and $\angle BOC$ is a right angle , find $\angle BOD$.



37) I am an angle. If you multiply me six times, I become a right angle.

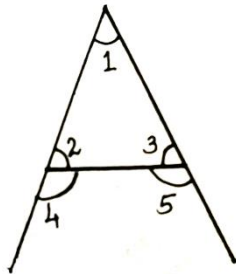
Who am I?

Ans) 15°

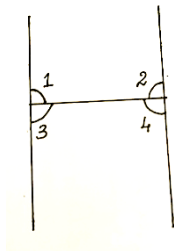
38) How many degrees does the hour hand of a clock move if it moves from 1 o'clock to 4 o'clock?

Ans) A right angle or 90° (Each hour it moves the hour hand makes 30° . So from 1 o'clock to 4 o'clock it moves by 3 hours and hence $3 \times 30^\circ = 90^\circ$).

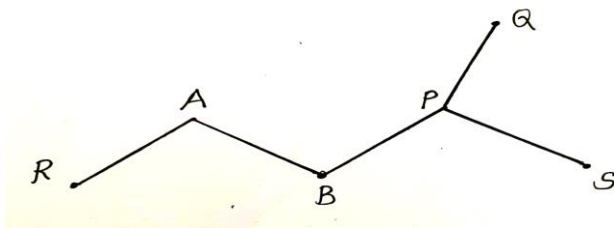
39) Find the number of acute angles and obtuse angles formed by the given alphabet.



40) Find the number of angles formed by the given alphabet. Name its type.

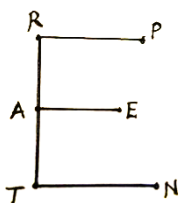


41) Name the line segments formed in the given figure. Also name the points that appear more than once.



42) Draw two angles that have a common vertex and a common arm.

43) Name all the angles in the figure symbolically. What angles are they?



44) Look at the following figure and name all the rays originating from:



- (i) the point A.
- (ii) the point B.
- (iii) the point C.
- (iv) the point F .

45) How many lines can pass through

- (i) one given point? Ans) infinite
- (ii) two given points? Ans) one

46) Draw the first four figures of a stacked square and write the numbers they represent.

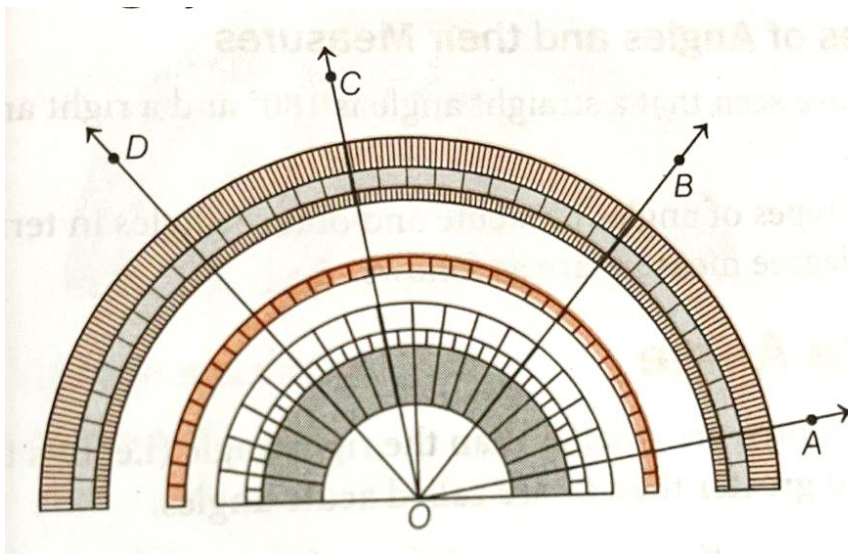
47) Classify the following angles based on their measures:

45° , 110° , 197° , 50° , 72° , 93° , 175° , 200° , 22° , 310°

48) Name the following:

- a) a dot on a plane
- b) a line drawn with arrows on both sides
- c) a line drawn with an end point on both sides
- d) a line with one end point and an arrow on other side
- e) two rays starting from a common point

49) Write the measures of : $\angle AOB$, $\angle BOC$, $\angle COD$, $\angle AOC$, $\angle AOD$ & $\angle BOD$.



Ans) 40° , 50° , 30° , 90° , 120° & 80° .